

MODEL MDV-400, MDV-600, MDV-800

MegaDrive Vertical Series



Vertical Series LED fixture for Multi-Level and Low-Ceiling Indoor Grow Operations

The MegaDrive Vertical Series is specially designed for low clearance multi-level and low ceiling indoor grow operations and eliminates the driver from the grow space. The sleek vertical LED fixture minimizes the thickness of the fixture and removes the heat of the driver from the grow space. The central power supply design increase's reliability and driver lifespan.

MegaDrive Vertical 400, 600, and 800

- High efficacy Osram LED diodes – up to 3.5 micromoles per joule
- Waterproof design with sealed lenses and connectors
- Turnkey design includes fixtures, power supplies, all electrical cables, connectors and hanging hardware
- Available in 400, 600 and 800 watts
- Variable spectrum control and multiple spectrum options

Applications

Multi-level and Low Ceiling Indoor Grow Operations

- Works with any bench layout or light level
- Simple installation or relocation - No power drops over the canopy
- Less heat and risk of water damage

MegaDrive Centralized Power LED System

- MegaDrive is a turnkey LED system that Remote power supply runs up to 80 lights from a single power drop
- No electronics in the fixtures – driver can be located outside the grow space
- Single power drop for up to 27 fixtures.
- Can be installed by unskilled labor.
- Reduces heat in the grow space - Increases driver reliability

Power Options:

MDV-400 – 4 to 27 Fixtures
MDV-600 – 3 to 16 Fixtures
MDV-800 – 2 to 12 Fixtures

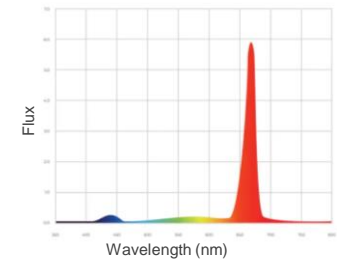
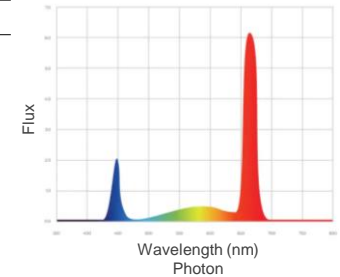
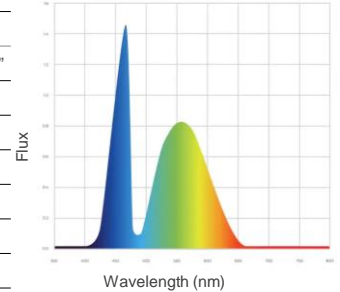


Contact Us for a Free Consultation Explore how MegaDrive® can elevate your grow operation.
Reach out to California LightWorks for more information
(800) 575-3475 | +1 (747) 444-3380 CaliforniaLightworks.com

MegaDrive Vertical Series

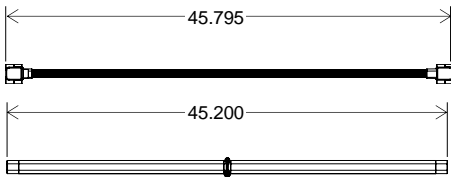
MODEL MDV-400, MDV-600, MDV-800

Model	MDV-200	MDV-400	MDV-600	MDV-800/800XL
Nominal Wattage	200W	400W	600W	800W
Operating Temp	0-40°C (32-107°F)			
Dimensions	46.5" x 45" x 1.25"	46.5" x 45" x 1.25"	46.5" x 45" x 1.25"	46.5/56.5" x 45" x 1.25"
Weight	16 LBS	16 LBS	16 LBS	16/22 LBS
LED Lifetime Rating (L90)	>100,000 Hrs.			
Warranty	5 Years			
Thermal Management	Passive			
Dimming	0-100%			
Spectrum Control	2 Channel 0-100%			
Light Output (PPF)	615 µMoles/s	1,070 µMoles/s	2,120 µMoles/s	2,410 µMoles/s
Efficacy	Up to 3.5 µMoles/J			
Heat Output	682 BTU	1,365 BTU	2,040 BTU	2,720 BTU
Safety Compliance	ANSI/CAN/UL 8800:2019, CE			

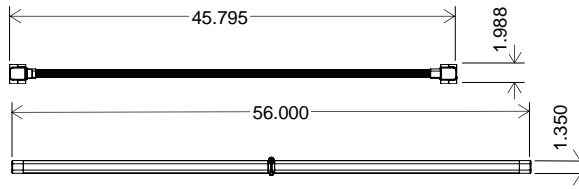


Fixtures Per MegaDrive	MDV-200	MDV-400	MDV-600	MDV-800/800XL
MDP-3KW	8 – 16	4 – 8	3 – 5	2 - 4
MDP-10KW	24 – 54	12 – 27	8 – 16	6 – 12

MDV-200 MDV-400 MDV-600 MDV800



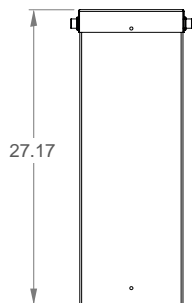
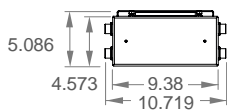
MDV-800-XL



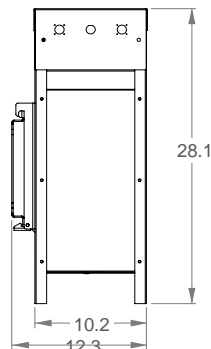
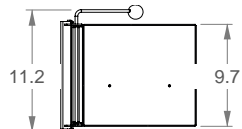
MegaDrive® System



MDP3Kw



MDP 10Kw



Model	MDP-3KW	MDP-10KW
Total Wattage	3000W	10,000W
Input Voltage	120-277V SP	220-480V
Maximum Current	48 A	
Chainable # of Fixtures	24	80
Power Factor	0.95	
Frequency	50-60 Hz	
Operating Temp	0-40°C (32-107°F)	
Dimensions	27" x 9.5" x 4.5"	32" x 10" x 10.5"
Weight	29.5 LBS	62-72 LBS
Warranty	5 Years	
Thermal Management	Active	
Heat Output	511 BTU	1705 BTU
Spectrum Control	2 Channel 0 100% - Dim to Off	
Data Connection	0-10V	
Service Life	50,000 Hours	
Safety Compliance	ANSI/CAN/UL 8800:2019, CE	



Contact Us for a Free Consultation Explore how MegaDrive® can elevate your grow operation.
Reach out to California LightWorks for more information
(800) 575-3475 | +1 (747) 444-3380 CaliforniaLightworks.com